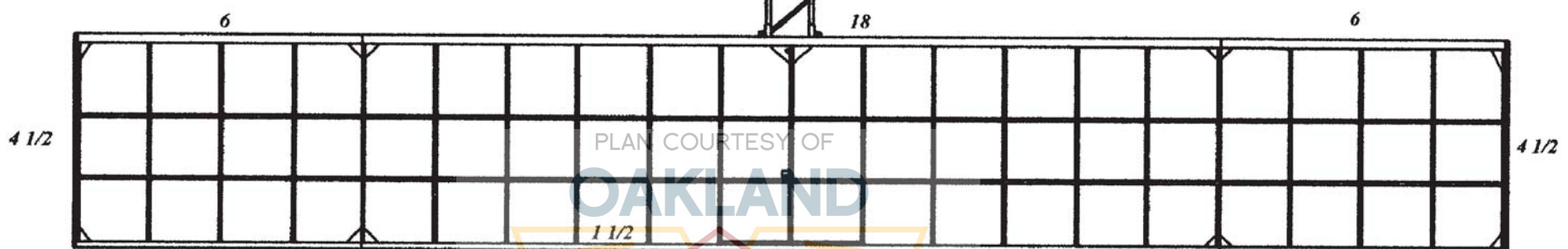
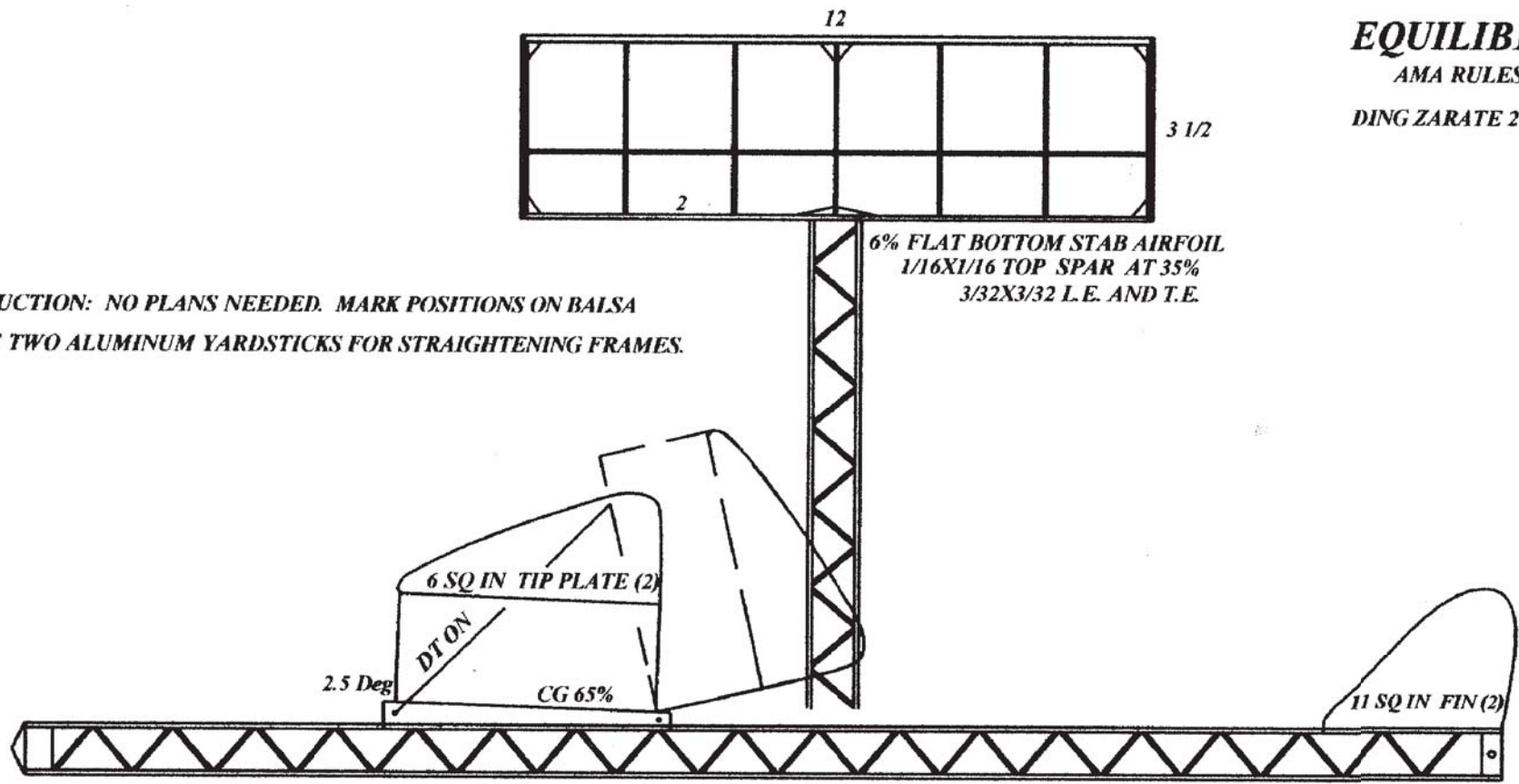


EQUILIBRIUM

AMA RULES P-30

DING ZARATE 21 Feb 2013

CONSTRUCTION: NO PLANS NEEDED. MARK POSITIONS ON Balsa AND USE TWO ALUMINUM YARDSTICKS FOR STRAIGHTENING FRAMES.

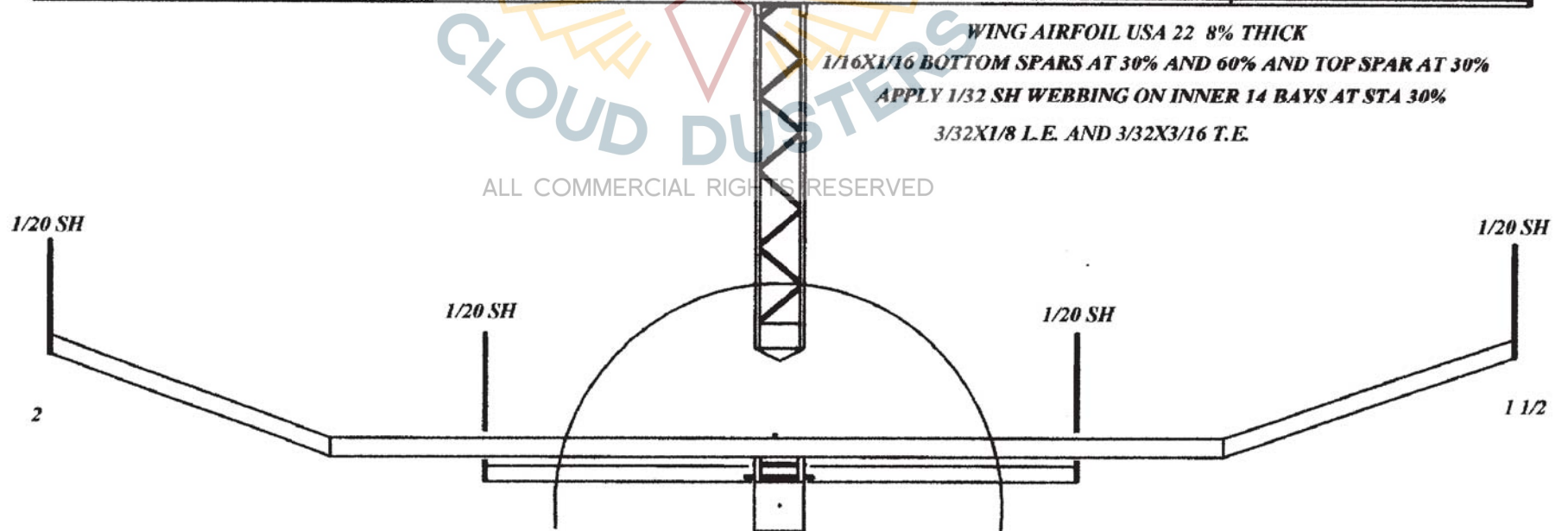


PLAN COURTESY OF

OAKLAND

CLOUD DUSTERS

ALL COMMERCIAL RIGHTS RESERVED



WING AIRFOIL USA 22 8% THICK

1/16 X 1/16 BOTTOM SPARS AT 30% AND 60% AND TOP SPAR AT 30%

APPLY 1/32 SH WEBBING ON INNER 14 BAYS AT STA 30%

3/32 X 1/8 L.E. AND 3/32 X 3/16 T.E.

.025 MW (DT ANCHOR PLUG AND POST) TO FRONT AL TUBING

ATTACH TO UNDER WING

ATTACH TO #8 BAND THEN TO MOUSTRAP DT

THREAD

THREAD

FRONT ANCHOR SLOT FOR WING DT

REAR 1/16 AL TUBING WING TIE DOWN POST

1/16 SH Balsa CONE ELEMENTS

1/32 PLY PLATE

HARD 1/16 SH PLUG ELEMENTS

1/8 SH Balsa PYLON (2)

12# 3/32 X 3/32 X 28 1/2 LONGERONS

1/16 X 1/2 X 13/16 HARDWOOD (4 PCS)

5/32 OD AL TUBING REAR PEG
3/32 X 1/2 X 13/16 Balsa (2)

BRASS WASHERS (3)

KAMLA STOP

.020 MW SWING ARM

1/16 AL TUBING

3/32 BRASS TUBING

3/16 DOWEL

50°

(148) 1/16 X 3/32

28.5" FULL FUSELAGE